





NEW ENGINES

AV 691/760



AV 471/505



Faster motorway speeds and the need for higher performance in congested traffic conditions have made it desirable to step up engine power with a minimum increase in engine weight and bulk. This has been achieved by AEC's brilliant new range of dry liner engines which offer increased capacity, added efficiency and the highest-ever power/weight ratios.

AV 691/760


With respective capacities of 690 cu. in. and 761 cu. in. the AV691 develops up to 205 b.h.p. at 2,200 rpm and the AV760 develops up to 226 b.h.p. at 2,200 rpm. The AV691 has a distributor-type fuel-injection pump with all-speed mechanical governor. But to provide for the greater fuel flow of the AV760, an "in-line" pump with a two speed governor is used.

AV 471/505

With respective capacities of 470 cu. in. and 502 cu. in. the AV471 develops up to 143 b.h.p. at 2,400 rpm and the AV505 develops up to 154 b.h.p. at 2,400 rpm. Both engines are fitted with distributor-type fuel injection pumps with all-speed governors.



7 NEW ENGINES GIVE MORE POWER



**AH 471/505
AH 691**

The AH471 and AH505 are horizontal forms of the AV471 and AV505 and have identical features and performance characteristics. Similarly, the AH691 is a horizontal version of the AV691.